

Foundation Programme
in Literacy, Numeracy and Skills
(FPLNS)

اردو

URDU

GRADE 7

Student's Workbook

Theme 6: Celebrations and Festivals
Birthday Celebration

MAHATMA GANDHI INSTITUTE
under the aegis of
MINISTRY OF EDUCATION AND HUMAN RESOURCE
Republic of Mauritius

2026



Table of content

Guide to Educators	ii
Activity 1: Sing the birthday song.....	1
Activity 2: Identify the words through pictures.....	2
Activity 3: Cut and paste.....	4
Activity 4: Spell and practise.....	7
Activity 5: Rearrange the alphabets/letters.....	8
Activity 6: Matching.....	9
Activity 7: Trace the words.....	10
Activity 8: Cut and play.....	11
Activity 9: Fills in the blanks with the missing alphabets.....	15
Activity 10: Read and answer questions orally.....	16
Activity 11: Design a birthday card.....	17
Activity 12: Fill in the blanks and match.....	18
Activity 13: Learning numerals.....	19
Activity 14: Read the birthday-related terms.....	20

Guide to Educators

Learning Outcomes

- Sing birthday song
- Recognise basic words related to birthday (e.g. cake, candle, balloons, decorations, gifts, etc)
- Practise pronunciation of vocabulary words
- Express birthday wishes
- Speak about birthday celebrations using simple sentences
- Describe a birthday celebration using simple sentences (date, venue, time, invitees, birthday party)
- Read a birthday card with understanding
- Create a birthday card (including birthday wish)

Activities

- Listen and repeat.
- Identify the words through pictures
- Cut and paste.
- Spell and practise.
- Rearrange the alphabets/letters.
- Matching.
- Trace the words.
- Cut and play.
- Fill in the blanks.
- Read and answer the questions.
- Design a birthday invitation card.
- Fill in the blanks and match.
- learn the numerals.
- Read the birthday related terms.

Additional Resources

- Pictures and real-life examples to aid recognition.
- Birthday songs and simple stories
- Videos or audios related to birthday celebration.

Portfolio Assessment

- Skills-based assessments.

Activity 1: Sing the birthday song.

Listening and Singing Activities:

- The Educator reads and explains the song.
- The students listen to the song and sing under the guidance of the Educator.

غبارے پھول اور مٹھائی
ناچو سب مل کے بھائی
آج کا دن ہے خاص
سب کے چہرے پہ ہے پیار کی برسات
کیک کاٹ لو جلدی سے
دل سے ہم دعا دیں تمہیں
ساتھ مل کے منائیں یہ دن
ناچو گاؤ زندگی بھر رہے مسکان

Activity 2: Identify the words through pictures.

Listening and Speaking Activities:

Under the guidance of the Educator, the students:

- listen to the words and repeat them with correct pronunciation.
- listen to the explanation and understand its meaning.
- learn to identify the words with their corresponding pictures.



ساگره



كك




غبارے



موم بتی




مهمان



تحفہ




پھول



دعايں



نیک خواہشات



چاقو

Activity 3: Cut and paste.

Reading and Hands-on Activities:

Under the guidance of the Educator, the students:

- cut the words and paste them on this page as instructed.
- learn to identify words with their corresponding images.





موم بتی



تخفہ



غبارے



مہمان / دوست




کیک



چاقو



پھول



Activity 4: Spell and practise.

Reading Activity:

- The Educator spells and reads the words aloud.
- The students repeat after the Educator.

ک+ی+ک = کیک

س+ا+ل+گ+ر+ه = ساگره

غ+ب+ا+ر+ا = غبارا

م+و+م+ب+ت+ی = موم بتی

ت+ح+ف+ه = تحفه

م+ه+م+ا+ن = مہمان
د+و+س+ت = دوست

پ+ھ+و+ل = پھول

ن+ی+ک = نیک خواہشات
خ+و+ا+ہ+ش+ا+ت

چ+ا+ق+و = چاقو

د+ع+ا+ء+ی+ں = دعائیں

Activity 5: Rearrange the alphabets/letters.

Reading and Writing activities:

Under the guidance of the Educator, the students:

- rearrange the alphabets/letters to form the words corresponding to the pictures.
- write and read the words repeatedly.



س ا گ ر
ه ل

.....



ح ف ه ت

.....



ه م ا ن م

.....



م و ت ی م ب

.....



غ ا ر ب


.....

Activity 6: Matching.

Reading Activity:

Under the guidance of the Educator, the students:

- look at the pictures and read the sentences.
- match the pictures to the appropriate sentences.



کیک بڑا ہے۔



میز پر ایک تحفہ ہے۔



غبارا لال ہے۔



پھول خوبصورت ہیں۔



مہمان گانا گا رہا ہے۔

Activity 7: Trace the words.

Writing Activity:

Under the guidance of the Educator, the students trace the words.



ساگره مبارک

ساگره مبارک

Activity 8: Cut and play.


Reading Activity:

- The Educator explains the Memory Game to the students and guide them through the process.

Instructions / Rules of the Memory Game:

Cut out the set of 10 cards: pictures(5) and phrases(5).

1. Shuffle the cards and place them face down on the table.
2. The first player turns over two cards.
3. If the picture matches the phrase, the player keeps them and gets another turn.
4. If they do not match, the cards are turned back over, and it becomes the next player's turn.
5. The player with the most matched pairs at the end wins.






ساگرہ کا بڑا کیک

لال غبارا

نیلا پھول

چھوٹا تحفہ

پیلا موم بتی



Activity 9: Fill in the blanks with the missing alphabets.

Writing and Reading Activities:

Under the guidance of the Educator, the students:

- choose and write the missing alphabets given in brackets to complete the word.
- read the words aloud repeatedly.

مو—بتی [م—و]

غبا—ا [س—ر]

مهما— [ن—ت]

— ذہبی تقریب [م—و]

سا—گرہ [م—ل]

پ—ول [ح—ھ]

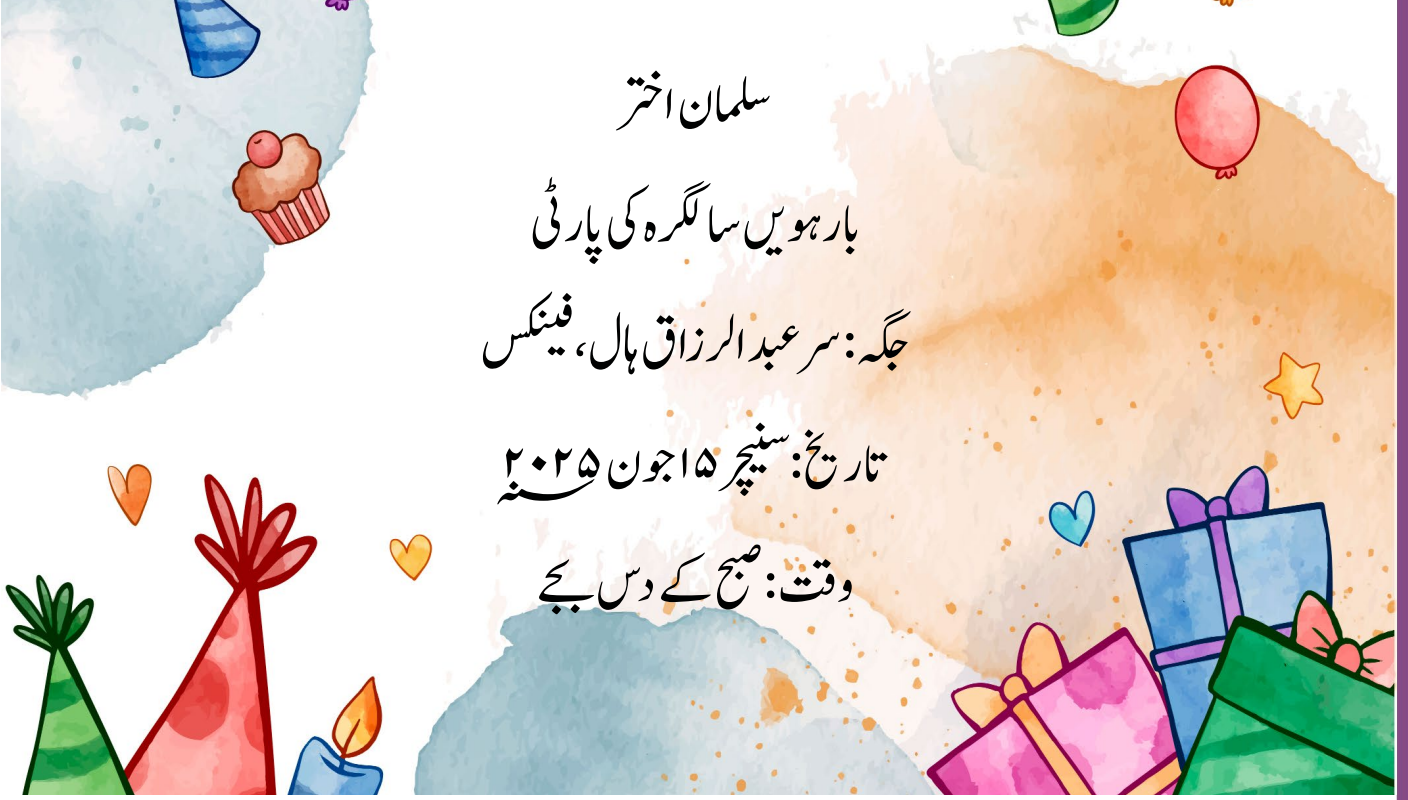
چا—و [ق—پ]

دعا—یں [ء—ی]

Activity 10: Read and answer questions orally.

Reading and Speaking Activities:

- The Educator reads the Birthday invitation card and explains it to the students.
- The educator asks questions to the students.



Prompt questions to the Educator:

- کس کی سالگرہ ہے؟
وہ کتنے سال کا ہوگا؟
وہ کہاں پر اپنی سالگرہ منا رہا ہے؟
اس کی سالگرہ کب ہے؟
سالگرہ کتنے بجے منائی جائے گی؟

Activity 11: Design a birthday invitation card.

Writing Activities:

- The Educator encourages the students to talk about their birthday.
- The students make a birthday invitation card.

کس کی سالگرہ ہے؟
اس کی عمر کتنی ہوگی؟
سالگرہ کب منائی جائے گی؟
سالگرہ کی پارٹی کہاں منائی جائے گی؟
کس وقت سالگرہ منائی جائے گی؟

Draw a birthday card.

Activity 12: Fill in the blanks and match.

Listening and Speaking Activities:


Under the guidance of the Educator, the students:

- listen to and repeat the names of colours.
- identify the colours in the pictures and fill in the blanks accordingly.
- match the sentences to the appropriate pictures.


Names	Colour Chart
لال	
نیلا	
پیلا	

Names	Colour Chart
ہرا	
سفید	
کالا	

غبارا ----- ہے۔



گٹار ----- ہے۔



پھول ----- ہے۔



موم بتی ----- ہے۔



سمندر ----- ہے۔



Activity 13: Learning numerals.

Listening, Speaking and Writing Activities:

Under the guidance of the Educator, the students:

- listen to and repeat the numerals.
- rewrite the numerals in figures and words.
- copy the words in Urdu.

Copy the numbers in words	Target L (Word)	Rewrite the figures	Target L (Number)	Number
	ایک		۱	1
	دو		۲	2
	تین		۳	3
	چار		۴	4
	پانچ		۵	5
	چھ		۶	6
	سات		۷	7
	آٹھ		۸	8
	نو		۹	9
	دس		۱۰	10
	گیارہ		۱۱	11
	بارہ		۱۲	12
	تیرہ		۱۳	13
	چودہ		۱۴	14
	پندرہ		۱۵	15

Activity 14: Read the birthday-related terms.



Listening and Reading Activities:

Under the guidance of the Educator, the students:

- listen and read birthday-related terms with understanding.
- cultivate a positive attitude toward birthday celebration traditions.



بريانی کھانا



کیک کاٹنا



ہال کو سجانا



تالی بجانا



تحفے ملنا